

Just Keep Swimming Streamer
in “Electric Chicken” color pattern

By Matt Clements

Recipe

Streamer hook, I used a Firehole 839 size 10,
3xl, 2xg, heavy

140 denier thread (pink)

Glow in the dark body wrap (it's what I had
available)

Pink dubbing (I used Sea Dragon Hot Pink,
from Fly Tyers Dungeon)

Chartreuse Dubbing (again, Sea Dragon)

Chartreuse Buck Tail

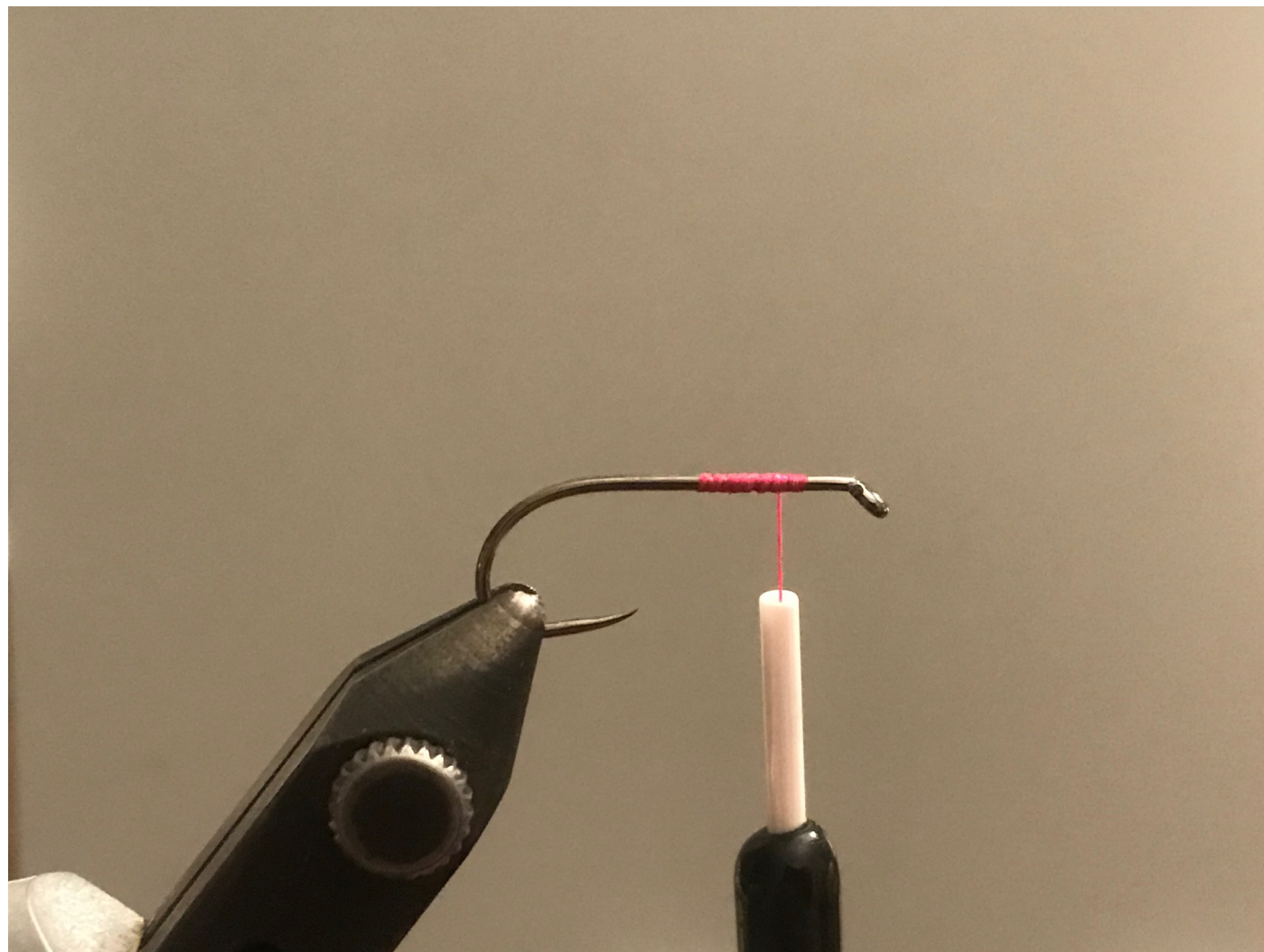
Chartreuse Krystal Flash

5mm Silver Tab Eyes


UV resin



Get you thread started. Your tie in point will be a few eye lengths back from the eye.



Tie in your body wrap (I used some heavy glow in the dark thread I had) and wrap in touching turns from the end of the shank to your tie in point back from the eye.



Card out some of the first dubbing, pinch in the middle, and tie in under the shank.



Tie in the second color on top, carded and pinched, in the same spot.



Pull dubbing back



Tie in a small tuft of bucktail, about 2-2.5 shanks in length.




Take two strands of Krystal Flash.
Halve twice, rub pieces so they are
not aligned, tie in, 1/3 forward, 2/3
back.



Bring the front facing Krystal Flash back, 1/2 on each side. Tie back.



I used 5mm tab eyes. They are a plastic eye on a Mylar sticker with a tie in tab. The Mylar is not durable enough to hold the eye on when casting, but amazing for holding the eye in place while tying in.



Tie an eye in on each side. Build up a thread head.



Pull material back, coat Head and front of eyes with UV resin. Cure.

